



Flexible

QuickStart® Dual Mode Fire Alarm Control Panels




VIGILANT BRAND FIRE & LIFE SAFETY FROM EDWARDS

See what's possible now...

Conventional or intelligent?

With QuickStart you no longer have to make the commitment to either. Specify conventional now. Upgrade to intelligent devices later. Or put Signature Series into a new addition and keep existing devices in the rest of the building. The choice is yours!



QS4 Intelligent/Conventional Panel
...combines support for up to 1,000 intelligent detectors and modules along with as many as 48 conventional Class B or a combination of 40 Class A and Class B initiating device circuits.

QSC Conventional Panel
...provides up to 48 Class B or a combination of 40 Class A and Class B IDCs.

QS1 Intelligent Panel
...has a capacity for 250 intelligent detectors and modules.

Make it smart, keep it simple

It takes a world leader like Edwards to design an economical analog standalone panel that's ideal for small to mid-sized buildings like schools and low-rise office buildings, with many of the innovative technological features you'll find in our sophisticated MIR3 systems.

QuickStart™ installations, for example, can take advantage of the renowned Signature Series™ family of intelligent devices. These devices pave the way for big-system capabilities like true multisensor technology, environmental compensation, electronic addressing and the power of intelligent processing.

Then there's its awesome standalone capacity. This small wonder can be configured with as many as 1,000 Signature Series intelligent devices (plus NAC circuits) on four loops and can accommodate up to 48 zones of conventional devices. That makes QuickStart pretty hard to outgrow.

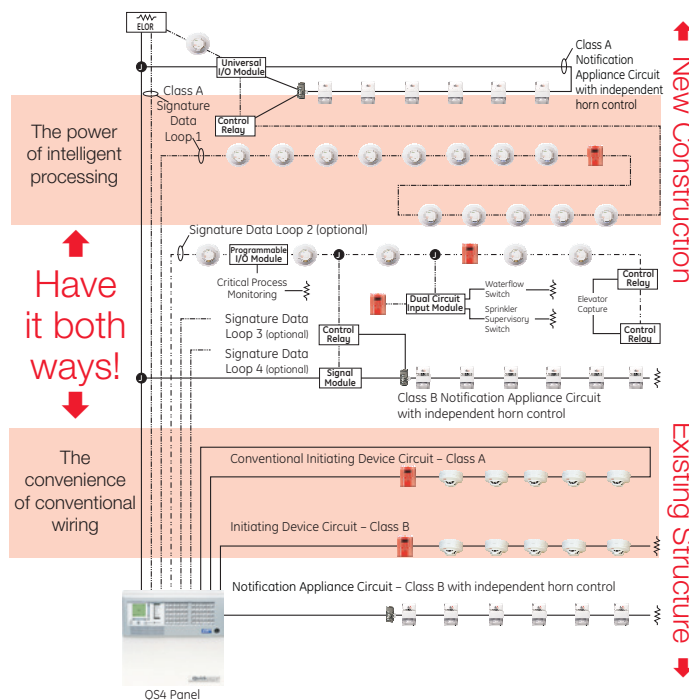
Not only is Quickstart surprisingly robust, it's

also amazingly flexible. You have three panels to choose from, with options that support intelligent or conventional circuits or a mixture of both. That means in retrofit applications building owners aren't forced to upgrade the entire system all at once. They're in complete control of how much of it will be upgraded - and when. To help you manage your budget, Signature Series' unique ability to use existing wiring cuts costs as much as 75 per cent compared to paying for rewiring and expensive communication-

grade cable. Best of all, it's just so easy. Easy to install. Simple to set up. A snap to operate and maintain.

We took the stall out of installation

With QuickStart's intuitive interface, you'll never need to waste time wading through an installation manual. The exclusive front-panel auto-learn routine, combined with its built-in scanner port gets you up and running in a flash. You even have the option of configuring the panel using either



QuickStart's dual capability avoids costly all-or-nothing retrofits by allowing the installation of upgraded field devices in one part of a building, while existing devices remain in service in another.



QuickStart QS4 and QS1 panels offer the stability of Signature Series® multisensor detectors, bases, and input/output modules, ensuring successful, trouble-free installations every time.

700 Series conventional detectors provide a reliable, economical detection solution for QS4 and QSC conventional applications.

All QuickStart panels feature generous 6 amp power supplies, finely tuned to Genesis Series® horns and strobes. Genesis horn-strobes offer independent horn control over a single pair of wires.

convenient front panel programming or a PC. Text entry couldn't be simpler. A few simple passes of the optional scanner stores custom messages instantly. So instead of stalling your day, you can install and go.

annunciators reflect front panel messages and status indicators over an RS-485 connection. Simplicity. Clarity. Precision. No wonder your operators will work more efficiently than ever.

Whatever happens, you'll read it here first

Just the facts, ma'am. The Quickstart panel display tells operators everything they need to know - simply and clearly - and that makes event management a much easier task.


Its large backlit LCD display provides details concerning up to 1,000 system events, while bright system status LEDs and large, tactile control buttons present a clean, crystal clear interface.

Four password levels limit control and information retrieval to authorized personnel. To make news instantly available throughout the building, up to eight mirrored remote

Even saving money is a no-brainer

We know you're under pressure to keep costs down. So we've built in so much flexibility, even retrofit

jobs are cost effective. QuickStart can connect to existing wiring or simply be added to your building's conventional system. But don't worry about being stuck with existing technology. You can specify conventional now, then upgrade to intelligent devices later. Or put Signature Series into a new addition and keep existing devices in the



QuickStart's contoured CPU/Display Unit houses the panel's CPU card and mounting space for optional LED/Switch cards. These are used for point/zone annunciation and control.

rest of the building. There's no big installation charge either. With single-button programming and no internal wiring to do, QuickStart panels are configured and installed pronto.



The clear, easy-to-read LCD display and 1,000 event history guarantee that QuickStart is never at a loss for words.



As many as eight remote annunciators mirror front panel messages and status indicators.



QuickStart switch cards feature one dual-color and one single-color LED for each button.

Quickstart cards keep all your options open

All QuickStart packages include a cabinet, power supply, CPU, display, and 115v transformer. QS1 single loop panels come standard with an SLIC loop controller. QuickStart option cards provide a wide range of features and extra system capacity. Thanks to the convenient Quick-Lock mounting system, option cards snap onto the DIN mounting rails easily and securely. The hybrid multiple loop QS4 and the Conventional QSC control panels are available with enclosures for either 5- or 12-option cards.



QS4 12-option cabinet



SRA Annunciator

No installation is too small for these big-system features:

- Microprocessor-based with built-in programmer
- Failsafe mode ensures uncompromised reliability
- Class A (Style 7) or Class B (Style 4) wiring options
- Capacity for eight remote annunciators
- Mirrored annunciators require no additional hardware
- Four built-in system relays
- Dual line dialer supports Contact ID and 4/2 formats
- QuickStart "auto-learn" front panel and PC
- Optional barcode scanner for direct device data entry
- Optional front panel switches with dual LEDs
- Multi-language support
- Easy-to-use configuration utility
- Signature manager provides an inexpensive path to upgrade to additional loops.
- Smart selection of dialer messages

QuickStart offers a generous selection of options that let you keep control over every installation.

Which Quickstart Panel is right for you?	QSC	QS1	QS4
Signature Series devices supported	0	1 x 250	4 x 250
Conventional Class B circuits supported	3 x 16	0	3 x 16
Conventional Class A circuits supported	5 x 8	0	5 x 8
LCD display (lines x characters)	4 x 20	14 x 16	14 x 16
Optional Zone Switch/LEDs on front panel	2 x 30	1 x 30	2 x 30
Option card spaces	5 or 12	1	5 or 12

QuickStart Components and Option Cards

	QSC		QS1		QS4	
	Opt.	Std.	Opt.	Std.	Opt.	Std.
PS6 Power Supply Card provides primary DC power to all the circuit cards installed in the cabinet. Also provides common alarm, supervisory and trouble relays, as well as a fourth user programmable relay.		✓		✓		✓
SLIC (Signature Loop Intelligent Controller) provides one Class A or Class B data circuit (loop) for connecting Signature Series detectors and modules.	n/a			✓	✓	*
ZA8-2 Zone Card provides eight circuits for connecting Class A conventional inputs and output zones.		✓		✓		✓
DLD Dual Line Dialer , an Alarm Communicating Transmitter (DACT) that provides two phone line connections for sending system messages to compatible Digital Alarm Communicator Receivers.	✓		✓		✓	
ZR8 Relay Card provides eight dry-contact relays that can be independently configured as Form A or Form B relays.	✓		✓		✓	
ZB16-4 Zone Card provides 16 circuits for connecting Class B conventional inputs and output zones.	✓		✓		✓	
SL30, SL30-1, SL30L & SL20L5S provides 30 switches with two associated LEDs per switch. Used for point or zone annunciation of alarm, supervisory, monitor and trouble signals.	✓		✓		✓	
RS485/232 Port Card provides one Class A serial remote annunciator bus for connecting remote annunciator panels. Control panels require the X485 card and UART port, which also serves as a laptop or printer port.	✓		✓		✓	

*Up to four Signature Controllers can be installed on QS4.



Detection & alarm since 1872

U.S.
T 888 244 9979
F 866 503 3996

Canada
Chubb Edwards
T 519 376 2430
F 519 376 7258

Southeast Asia
T : +65 6391 9300
F : +65 6391 9306

India
T : +91 80 4344 2000
F : +91 80 4344 2050

Europe
T +32 2 725 11 20
F +32 2 721 86 13

Latin America
T 305 593 4301
F 305 593 4300

utcfireandsecurity.com

© 2010 UTC Fire & Security.
All rights reserved.