

## GE Security

## Access Control M Controller Series

### Overview

The 8RP is an eight-port reader option board suitable for use with F/2F and supervised F/2F readers.

The 8RP is compatible with all M5 and M3000 microcontrollers and access control system software.

### Standard Features

- Allows up to 16 readers per microcontroller
- Supports F/2F proximity readers
- Supports supervised F/2F proximity readers
- Can be used with Wiegand Interface Unit to support Wiegand readers
- Built-in, pull-up resistors
- Up to 8 DO, one per reader

### Configuration Flexibility

You can free up three M5 or M3000 card slots by configuring one 8RP in place of four 2RPs to save card slots which can be used for 20 DI and 16 DO/DOR options.

### 16 Reader Support

Up to two 8RPs can be configured into a PXNplus microcontroller, substantially reducing the cost per door for access control.

### Long Reader to Microcontroller Cable Lengths

The 8RP has built-in, pull-up resistors—making the microcontroller-to-12 VDC reader cable lengths of more than 500 feet possible.

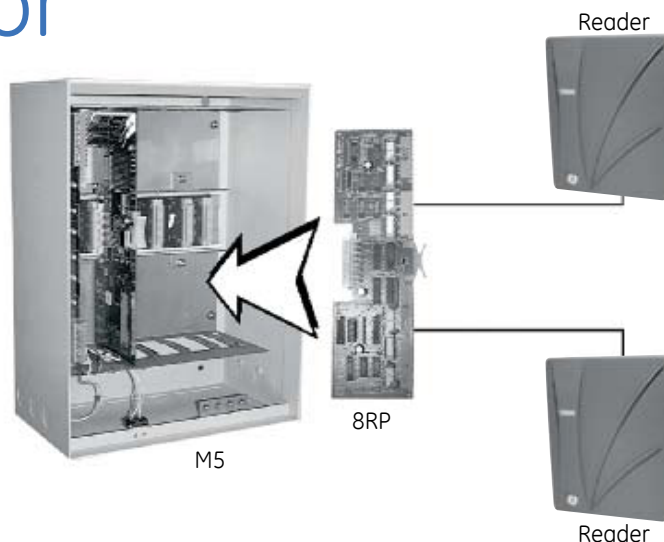
In specific configurations, select GE readers support cable lengths of up to 5,000 feet.

### Reader Supervision

Reader tamper, cable problem and reader failure detection are provided by a “heartbeat” signal which is passed between the supervised reader and the 8RP. When a problem is detected, an alarm is generated at both the reader and the host system.

# Reader Processor

M5/M3000 Options: 8RP



North America  
T 561-998-6100  
T 888-GE-SECURITY  
888-437-3287  
F 561-998-6224  
E rs-bctinfo@ge.com

Asia  
T 852-2907-8108  
F 852-2142-5063

Australia  
T 61-3-9259-4700  
F 61-3-9259-4799

Europe  
T 32-2-725-11-20  
F 32-2-721-40-47

Latin America  
T 305-593-4301  
F 305-593-4300

gesecurity.com

Specifications subject to change without notice.

© 2008 General Electric Company  
All Rights Reserved

## Product Content

The 8RP includes the eight-port reader processor and screw-terminal pluggable field wiring connectors.


### Notes

The 8RP has one door DO point for each of the eight supported readers. The door DO is used to drive the reader LED and the external door relay.

A door relay, door-strike protection diode, IN4002, IN4003 or IN4004, is required for DC-powered door strikes while an MOV is required for AC-powered door strikes. Diodes and MOVs are supplied items.

16 reader PXNplus CPU: one 8RP is powered from the M5 Power/Communication board while the other is powered from the backplane.

Facility Commander® Wnx, Picture Perfect™ and Secure Perfect® all support (2) 8RPs per microcontroller.



## Specifications

DO Rating	0.10 A @ 12 VDC
Readers Supported	Only F/2F and SF/2F proximity readers (Wiegand readers require a WIU-2 or WIU-4)

## Ordering Information

110100501	8RP Reader Processor
-----------	----------------------



## Overview

The 8RP is an eight-port reader option board suitable for use with F/2F and supervised F/2F readers.

The 8RP is compatible with all M5 and M3000 microcontrollers and access control system software.

## Standard Features

- Allows up to 16 readers per microcontroller
- Supports F/2F proximity readers
- Supports supervised F/2F proximity readers
- Can be used with Wiegand Interface Unit to support Wiegand readers
- Built-in, pull-up resistors
- Up to 8 DO, one per reader

## Configuration Flexibility

You can free up three M5 or M3000 card slots by configuring one 8RP in place of four 2RPs to save card slots which can be used for 20 DI and 16 DO/DOR options.

## 16 Reader Support

Up to two 8RPs can be configured into a PXNplus microcontroller, substantially reducing the cost per door for access control.

## Long Reader to Microcontroller Cable Lengths

The 8RP has built-in, pull-up resistors—making the microcontroller-to-12 VDC reader cable lengths of more than 500 feet possible.

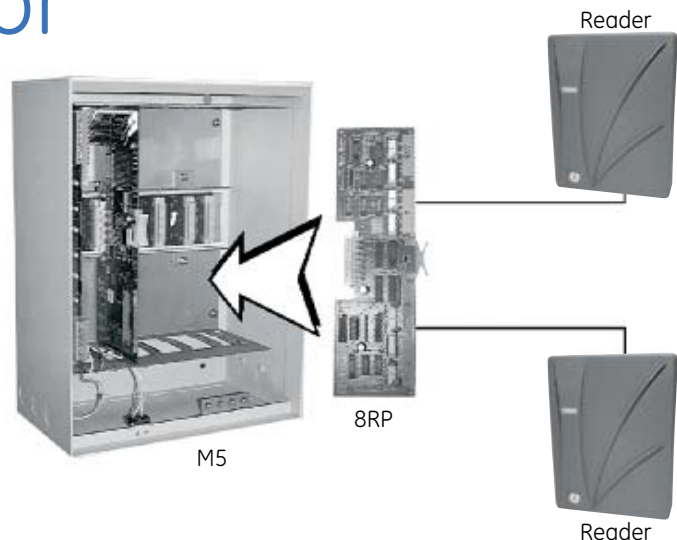
In specific configurations, select GE readers support cable lengths of up to 5,000 feet.

## Reader Supervision

Reader tamper, cable problem and reader failure detection are provided by a “heartbeat” signal which is passed between the supervised reader and the 8RP. When a problem is detected, an alarm is generated at both the reader and the host system.

# Reader Processor

M5/M3000 Options: 8RP



North America  
T 561-998-6100  
T 888-GE-SECURITY  
888-437-3287  
F 561-998-6224  
E rs-bctinfo@ge.com

Asia  
T 852-2907-8108  
F 852-2142-5063

Australia  
T 61-3-9259-4700  
F 61-3-9259-4799

Europe  
T 32-2-725-11-20  
F 32-2-721-40-47

Latin America  
T 305-593-4301  
F 305-593-4300

gesecurity.com

Specifications subject to change without notice.

© 2008 General Electric Company  
All Rights Reserved

## Product Content

The 8RP includes the eight-port reader processor and screw-terminal pluggable field wiring connectors.


### Notes

The 8RP has one door DO point for each of the eight supported readers. The door DO is used to drive the reader LED and the external door relay.

A door relay, door-strike protection diode, IN4002, IN4003 or IN4004, is required for DC-powered door strikes while an MOV is required for AC-powered door strikes. Diodes and MOVs are supplied items.

16 reader PXNplus CPU: one 8RP is powered from the M5 Power/Communication board while the other is powered from the backplane.

Facility Commander® Wnx, Picture Perfect™ and Secure Perfect® all support (2) 8RPs per microcontroller.



## Specifications

DO Rating	0.10 A @ 12 VDC
Readers Supported	Only F/2F and SF/2F proximity readers (Wiegand readers require a WIU-2 or WIU-4)

## Ordering Information

110100501	8RP Reader Processor
-----------	----------------------



imagination at work