

1. Recordable Event



3. WAP-PLUS



4. Router



5. Port 443



6. Firewall Secure Network



7. Send via Internet

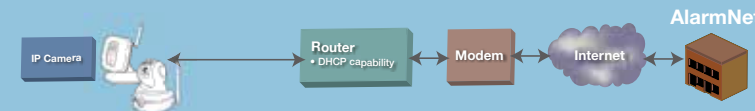


8. AlarmNet®

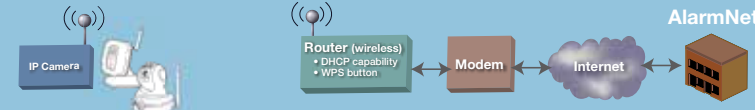


Easy Installation.
Fast and Secure.

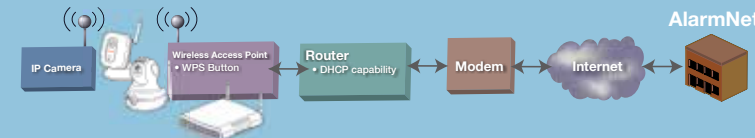
Configuration #1 - You are using a wired connection and your router supports DHCP (Dynamic Host Control Protocol).



Configuration #2 - Your wireless router supports DHCP and one button WPS encryption.



Configuration #3 - Your wireless router supports DHCP but DOES NOT support one button WPS encryption.



9. View Image




2. Image Capture



IPCAM Bandwidth Usage


360 x 240
One Camera
Stream
768 Kbps
(one min. average)

768 Kbps upload recommended minimal speed.




360 x 240
Three Camera
Streams
2.3 Mbps
(one min. average)

2.3 Mbps upload recommended minimal speed.



360 x 240
Six Camera
Streams
4.6 Mbps
(one min. average)

4.6 Mbps upload recommended minimal speed.



More Revenue Opportunities

- Lets end-users check up on kids, nannies, babysitters, pets, elderly relatives, employees and service people
- Alerts and video look-in on PC and mobile devices
- Real time, stored and portable video
- Multiple locations
- Intuitive easy-to-use interface (no training required)

Faster, Easier Installation

- Once powered and connected, the IP communicator automatically seeks the **AlarmNet** servers in a private, secure and authenticated connection
- **Port 443** is typically available for outbound secure Internet access
- No prior installation knowledge about encryption keys, network protocol, **firewalls** or other computer networking is required

Security



- Unlike alternative solutions, Honeywell Total Connect does not compromise security of the customer's router
- Alternative solutions require installer to open IP server ports