

LIFE SAFETY &amp; INCIDENT MANAGEMENT

# EST4 Cabinets and Chassis

4-CAB Series, 3-CAB Series  
3-RCC series, BC-1



4-CAB Series shown with optional equipment.



## Overview

EST4 has a wide selection of cabinet arrangements allowing the greatest use of EST4's flexible modular design.

Cabinets support more interfaces and display modules than earlier systems, which means smaller or fewer cabinets need to be installed to provide the same display capacity. Cabinets also support optional mounting of Signature Series modules, which is another way to reduce the use of external cabinets.

Lobby enclosure wallboxes and doors are made from sturdy 14-gauge rolled steel. Wallboxes have a black baked enamel finish. Lobby enclosure doors feature a modern contoured door design and integral viewing windows. They come with metallic bronze (Pantone Coated PMS# P 171-16 C, Pantone RGB# 81 75 67, and RAL Classic/RAL Design# 7022) or red baked enamel finishes. The door designs and colors ensure that there is a match to system annunciators and battery cabinets for a consistent look throughout the facility.

Doors may be mounted as remote annunciators without the need to have large CAB enclosures behind. This allows larger equipment to be mounted remotely, minimizing wall penetrations in lobbies and public spaces, and removing the need to home-run all field wiring.

The EST4 lobby enclosures backboxes, doors and chassis units are ordered and shipped separately for easy staging on project sites. With a variety of sizes available, customized installations offer the flexibility to support up to two color LCD touch screens, and LED and switch modules offering configurations of 576 five color LED indicators, as well as 576 control switches along with microphone and firefighters' telephone options.

## Standard Features

- Left or Right-hand Hinging Doors**  
 Allows the mounting of two cabinets side-by-side with full access while both doors are open.
- Lag and Keyway Holes**  
 Makes mounting of enclosures quicker and easier.
- Attractive Contour Door Design**  
 Lobby enclosures, annunciators, with their contour door designs, feature color-matched black wallboxes that complement distinctive metallic bronze doors.
- Combination Flush or Surface Mounting Lobby Enclosure**  
 Quicker installation with semi-flush trim built-in.
- RCC Series House up to 65 Amp Hour Batteries**  
 Remote Closet Cabinets support larger battery sizes reducing the number of boxes required.
- Maximum Space for optional Control Display Modules**  
 Inner doors not only support the user interface layer, but also acts as a deadfront so field wiring remains protected during system operation.
- Optional Earthquake Hardening**  
 OSHPD Seismic Pre-Approval For Component Importance Factor 1.5
- Knockouts for 3/4-inch Conduit**
- BC Series Support up to 40 AH Batteries**

# Application

## Lobby Enclosures

EST4 lobby enclosures provide space for control, monitoring and display modules where they remain visible even with the door closed and secure. Ideal for mounting in lobbies where appearance is important, doors will mount for right or left hand opening. Lobby enclosures come in several sizes to match individual project requirements.

The **3-CAB5B** mounts semi-flush or surface. A built-in rail assembly provides space for up to five local rail modules, no chassis assembly needed. Back space for 1-1/2 footprints provides room for a power supply, a 1/2 footprint module, and 10 AH batteries. The local rail module spaces provide room for amplifiers, SLC, and other modules. The 4-CAB8D or 4-CAB8DR door mounts to the 3-CAB5B providing eight spaces for user interface modules.

The **3-CAB7B** mounts semi-flush or surface, and with the contoured front door, 4-CAB16D(R) provides 16 spaces for common control and annunciation modules. Space is provided for two 17 AH batteries and one chassis assembly providing seven local rail module spaces. The door may be mounted with hinges on the left or on the right.

The **3-CAB14B** mounts semi-flush or surface, and with the

contoured front door, 4-CAB24D(R) provides 24 spaces for common control and annunciation modules. Space is provided in the cabinet for two 17 AH batteries and two chassis assemblies providing 14 local rail module spaces. The door may be mounted with hinges on the left or on the right.

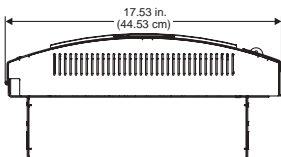
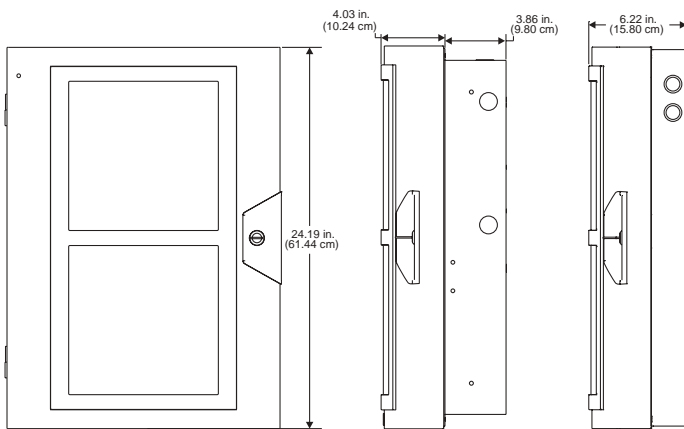
The **3-CAB21B** mounts semi-flush or surface, and with the contoured front door, 4-CAB24D(R)L provides 24 spaces for common control and annunciation modules. Space is provided for two 17 AH batteries and three chassis assemblies for 21 local rail module spaces. The door may be mounted with hinges on the left or on the right.

## Remote Closet Cabinets

Remote Closet Cabinets provide an efficient way of installing equipment in locations such as electrical closets. An optional color LCD display module for system diagnostics can be mounted behind the front door. The LCD display module will not be visible with the door closed. Remote closet cabinets are surface-mounting and come in sizes providing space for one to three chassis with room for standby batteries. The Remote Closet Cabinets designs allow them to be used as remote battery cabinets and their red door and black wallbox match exactly the red and black of lobby cabinets for a clean finished installation.

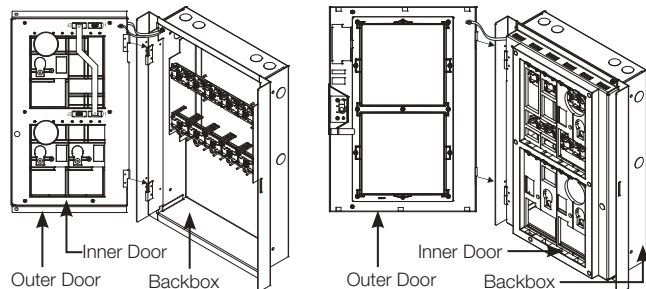
# Installation and Mounting, 4-CAB Door Assemblies

## 4-CAB8D Series Door Assembly

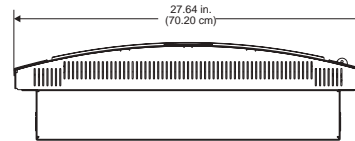
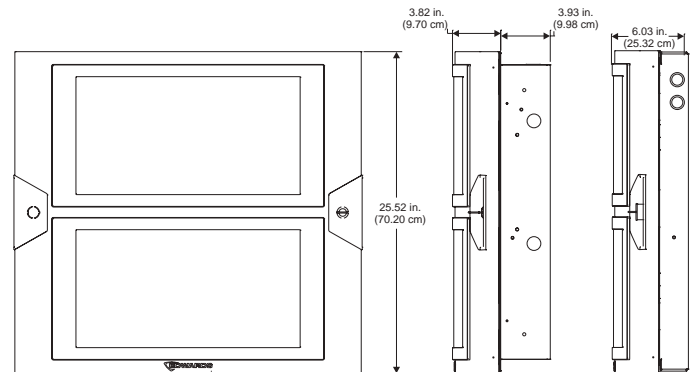


4-CAB8D installed on a 3-CAB5B backbox. Can be surface mounted or semiflush mounted.

(2) 4-CAB8D installed on a 4-8ANNMT backbox. Can be surface mounted only

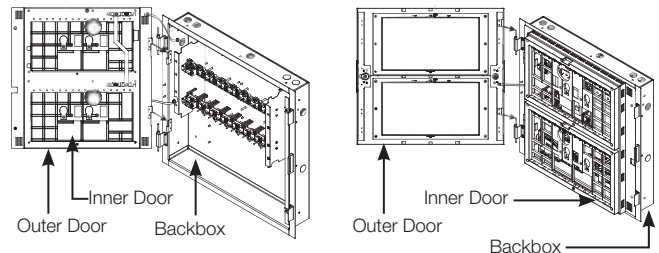


## 4-CAB16D Series Door Assembly

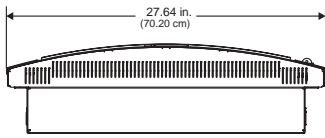
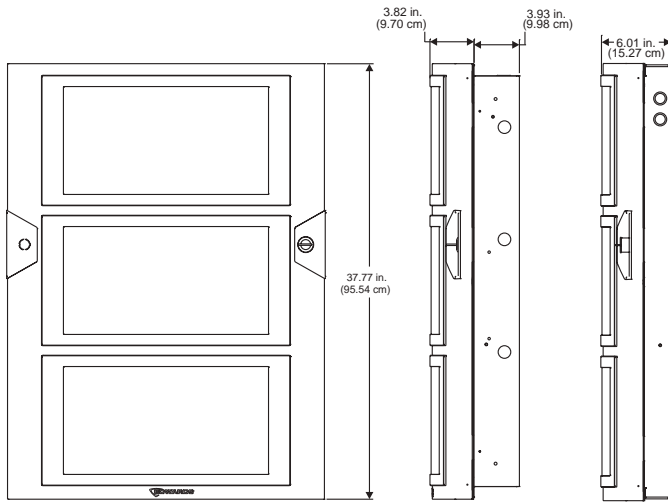


4-CAB16D installed on a 3-CAB7B backbox. Can be surface mounted or semiflush mounted.

4-CAB16D installed on a 4-16ANNMT backbox. Can be surface mounted only.

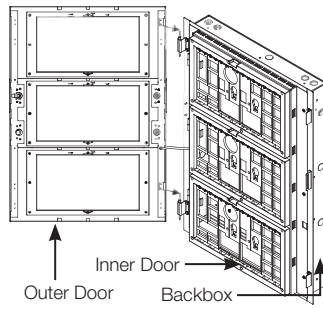
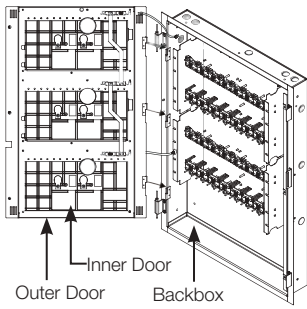


## 4-CAB24D Series Door Assembly

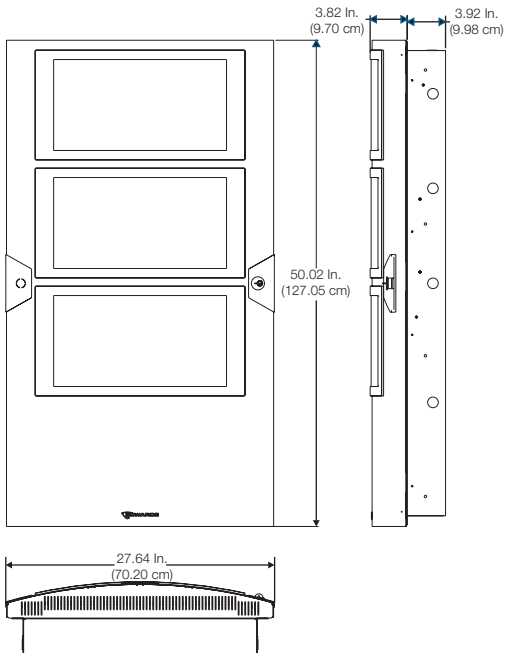


4-CAB24D installed on a 3-CAB14B backbox. Can be surface mounted or semiflush mounted.

4-CAB24D installed on a 4-24ANNMT backbox. Can be surface mounted only.

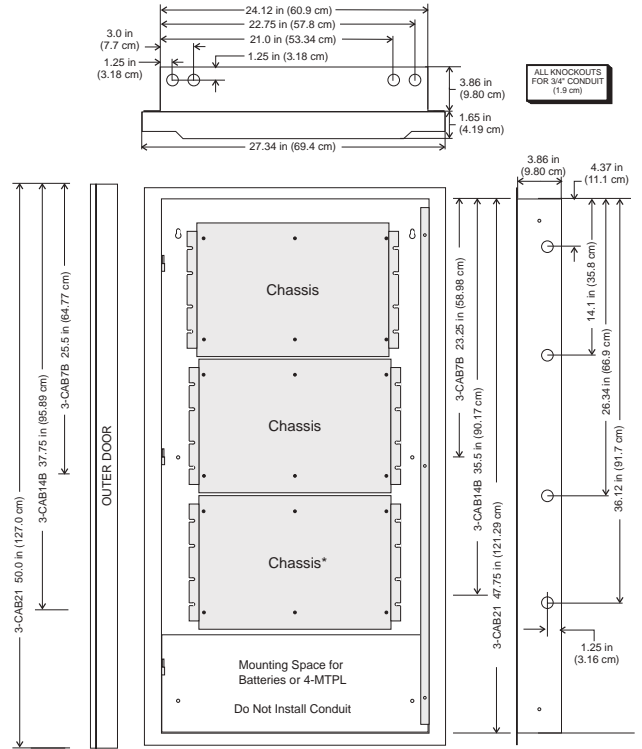


## 4-CAB24DL Dimensions



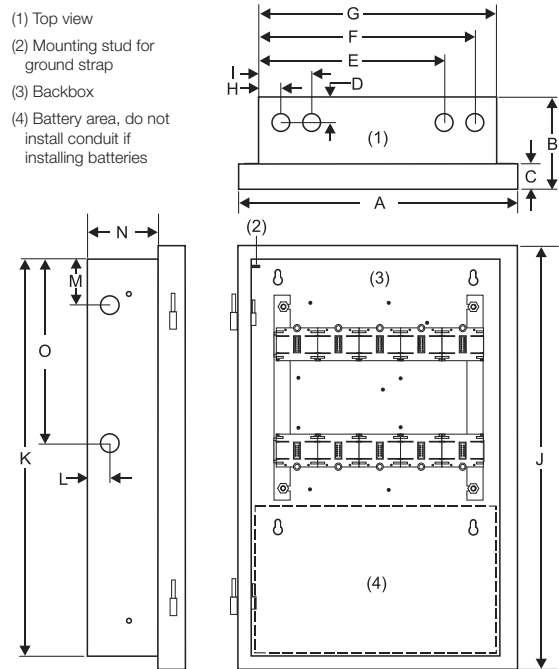
## 3-CAB Lobby Enclosures

### 3-CAB7B, 3-CAB14B, 3-CAB21B Lobby Enclosures



### 3-CAB5B Lobby Enclosure

- (1) Top view
- (2) Mounting stud for ground strap
- (3) Backbox
- (4) Battery area, do not install conduit if installing batteries



A	16.4 in. (41.66 cm)	F	12.70 in. (32.26 cm)	K	22.37 in. (56.82 cm)
B	3.86 in. (9.80 cm)	G	14.00 in. (35.56 cm)	L	1.11 in. (2.82 cm)
C	1.65 in. (4.19 cm)	H	1.30 in. (3.30 cm)	M	2.6 in. (6.6 cm)
D	1.34 in. (3.40 cm)	I	3.1 in. (7.87 cm)	N	3.86 in. (9.80 cm)
E	10.90 in. (27.69 cm)	J	23.87 in. (60.63 cm)	O	10.4 in. (26.42 cm)

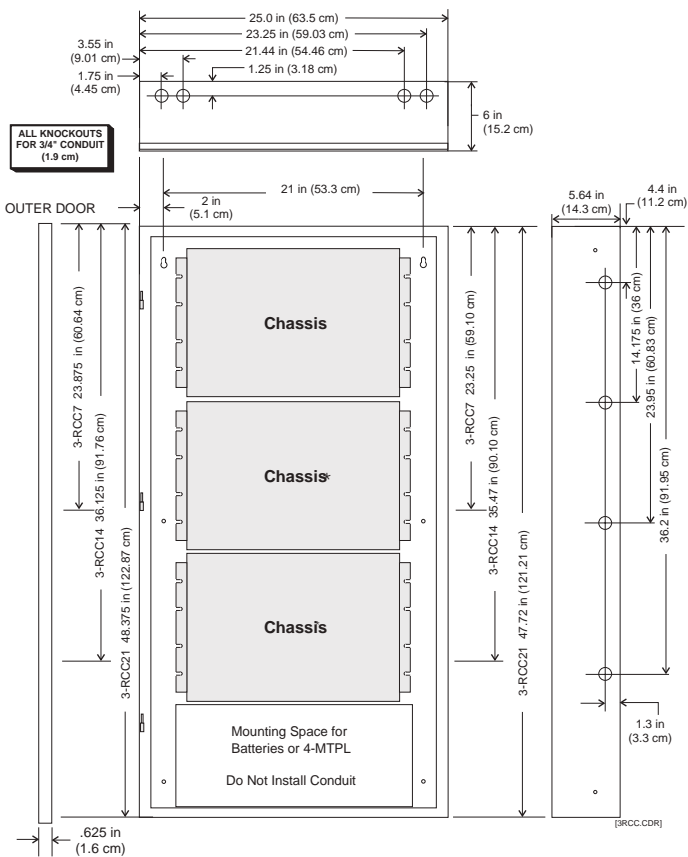
# 3-RCC Remote Closet Cabinets

## Surface Mounted Remote Closet Cabinets 3-RCC7R, 3-RCC14R, 3-RCC21R



3-RCC Remote Closet Cabinet

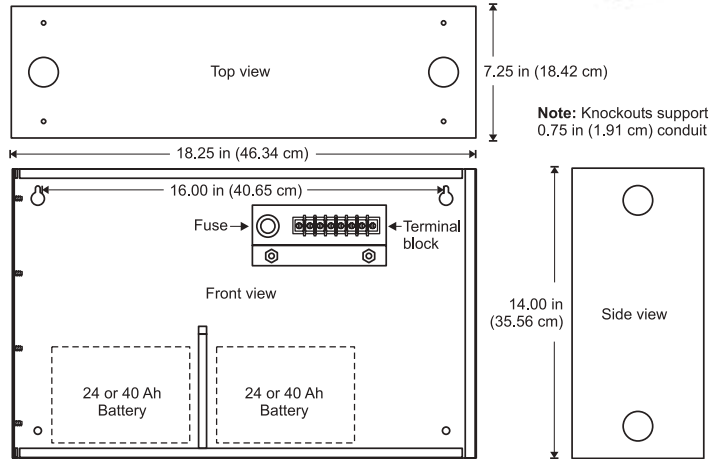
The EST4 remote closet cabinet design allows the installation of control panel electronics in electrical closets. The remote closet cabinets have left-hand hinged doors and are available with red door finish and black wallbox only. Optional color display for system diagnostics can mount behind the closet cabinet door and is not visible with the door closed.



\* The lower mounting space can be used for an MN-BRKT1 bracket, which holds MNEC interface equipment including an MN-NETSW1 Ethernet network switch, an MN-ABPM Audio bridge, an MN-FVPN VoIP module, and an MN-COM1S Communications module.

# BC-1 Battery Cabinet

BC-1 Battery Cabinet



## Ordering Information

Model # (SKU)	Description	Shipping Weight
<b>Backboxes</b>		
3-CAB5B	Backbox, black. Supports five Local Rail Modules. Not approved for EN54 applications.	20.0lb (9.07kg)
3-CAB7B	Backbox, black. Supports seven Local Rail Modules. Comes with space for one 3-CHAS7 and room for up to two 17 AH batteries. When batteries are mounted remotely, battery space may be used for 4-MPLT for mounting of optional equipment.	29.5lb (13.4kg)
3-CAB14B	Backbox, black. Supports 14 Local Rail Modules. Comes with space for one or two 3-CHAS7s and room for up to two 17 AH batteries. When batteries are mounted remotely, battery space may be used for 4-MPLT allowing mounting of optional equipment.	40.8lb (18.5kg)
3-CAB21B	Backbox, black. Supports 21 Local Rail Modules. Comes with space for one, two or three 3-CHAS7s and room for up to two 17AH batteries. When batteries are mounted remotely, battery space may be used for 4-MPLT allowing mounting of optional equipment.	51.3lb (23.3kg)
<b>Door Assemblies, Eight User Interface Spaces (mount to 3-CAB5B backbox)</b>		
4-CAB8D	Door Assembly – Metallic bronze outer door and black inner door with 8 user interface spaces, mounts to 3-CAB5B wallbox. Not approved for EN54 applications.	23.0lb (10.43kg)
4-CAB8DR	Door Assembly – Red outer door and black inner door with 8 user interface spaces, mounts to 3-CAB5B wallbox. Not approved for EN54 applications.	23.0lb (10.43kg)
<b>Door Assemblies, 16 User Interface Spaces (mount to 3-CAB7B backbox)</b>		
4-CAB16D	Door Assembly – Metallic bronze, comes with 16 User Interface spaces, mounts to 3-CAB7B wallbox.	36.0lb (16.33kg)
4-CAB16D-E	Door Assembly – Metallic bronze, comes with 16 User Interface spaces, mounts to 3-CAB7B wallbox. For EN54 applications.	36.0lb (16.33kg)
4-CAB16DR	Door Assembly – Red, comes with 16 User Interface spaces, mounts to 3-CAB7B wallbox.	36.0lb (16.33kg)
4-CAB16DR-E	Door Assembly – Red, comes with 16 User Interface spaces, mounts to 3-CAB7B wallbox. For EN54 applications.	36.0lb (16.33kg)
<b>Door Assemblies, 24 User Interface Spaces (mount to 3-CAB14B backbox)</b>		
4-CAB24D	Door Assembly – Metallic bronze outer door and black inner door with 24 user interface spaces, mounts to 3-CAB14B wallbox.	51.0lb (23.13kg)
4-CAB24D-E	Door Assembly – Metallic bronze outer door and black inner door with 24 user interface spaces, mounts to 3-CAB14B wallbox. For EN54 applications.	51.0lb (23.13kg)
4-CAB24DR	Door Assembly – Red outer door and black inner door with 24 user interface spaces, mounts to 3-CAB14B wallbox.	51.0lb (23.13kg)
4-CAB24DR-E	Door Assembly – Red outer door and black inner door with 24 user interface spaces, mounts to 3-CAB14B wallbox. For EN54 applications.	51.0lb (23.13kg)
<b>Door Assemblies, 24 User Interface Spaces (mounts to 3-CAB21B backbox)</b>		
4-CAB24DL	Door Assembly – Metallic bronze outer door and black inner door with 24 user interface spaces, mounts to 3-CAB21B wallbox.	65.0lb (29.48kg)
4-CAB24DL-E	Door Assembly – Metallic bronze outer door and black inner door with 24 user interface spaces, mounts to 3-CAB21B wallbox. For EN54 applications.	65.0lb (29.48kg)
4-CAB24DRL	Door Assembly – Red outer door and black inner door with 24 user interface spaces, mounts to 3-CAB21B wallbox.	65.0lb (29.48kg)
4-CAB24DRL-E	Door Assembly – Red outer door and black inner door with 24 user interface spaces, mounts to 3-CAB21B wallbox. For EN54 applications.	65.0lb (29.48kg)
<b>Equipment Wallboxes</b>		
3-RCC7R	Cabinet with Red door and Black wallbox. Supports up to one 3-CHAS7 and Two - 12V10A or Two - 12V17A, or Two - 12V50A. When batteries are mounted remotely, battery space may be used for 4-MPLT allowing mounting other optional equipment.	45.9lb (22.6kg)
3-RCC14R	Cabinet with Red door and Black wallbox. Supports up to two 3-CHAS7 and Two - 12V10A or Two - 12V17A, or Two - 12V50A or Two - 12V65 (See note 1). When batteries are mounted remotely, battery space may be used for 4-MPLT allowing mounting other optional equipment.	62.1lb (28.2kg)
3-RCC21R	Cabinet with Red door and Black wallbox. Supports up to three 3-CHAS7 and Four - 6V8A, or Two - 12V10A, or Two - 12V17A, or Two - 12V50A, or Two - 12V65 (See note 1). When batteries are mounted remotely, battery space may be used for 4-MPLT allowing mounting other optional equipment.	79.0lb (35.8kg)
<b>Battery Cabinets</b>		
BC-1	Battery Cabinet – Black back box, Metallic bronze door. Supports up to 40AH batteries	19.8lb (9kg)
BC-1R	Battery Cabinet – Black backbox, red door. Supports up to 40AH batteries.	19.8lb (9kg)

Note 1: Remote closet cabinets will support 65 AH batteries with the use of the 3-BATS Battery Shelf, which reduces the enclosure's chassis capacity by one chassis.



LIFE SAFETY & INCIDENT MANAGEMENT

**Contact us**

Phone: 800-655-4497 (Option 4)  
 Email: [edwards.fire@carrier.com](mailto:edwards.fire@carrier.com)  
 Website: [edwardsfiresafety.com](http://edwardsfiresafety.com)

8985 Town Center Pkwy  
 Bradenton, FL 34202

© 2020 Carrier  
 All rights reserved.

## Accessories and Related Equipment

Model # (SKU)	Description	Shipping Weight
4-LOCK2KEY	Replacement door lock and two keys	1.0lb (0.45kg)
4-HNG714	Replacement Hinge Assembly CAB7 or 14	1.5lb (0.68kg)
4-HNG21	Replacement Hinge Assembly CAB21	2.0lb (0.91kg)
3-CHAS7	Takes one chassis space in wallbox, provides space for seven local rail modules, up to two power supplies, and a 1/2 footprint module.	9.4lb (4.2kg)
3-CHAS7-I	Takes one chassis space in wallbox, provides space for seven local rail modules, up to two power supplies, and a 1/2 footprint module. For EN54 applications.	9.4lb (4.2kg)
4-MPLT	Mounting Plate mounts in chassis space or in the battery space of cabinets in place of batteries.	4.3lb (1.95kg)
4-BRKT-CB	Mounting Bracket provides space for mounting any one of 4-ANNCPU, 4-FWAL-1, 4-FWAL-2, 4-FWAL-3, 4-FWAL-4, or a 4-NET-AD module. Mounts on the back plane of a 3-CHAS7.	1.1lb (0.5kg)
4-BRKT-CS	Mounting Bracket provides space for mounting any one of 4-FWAL-1, 4-FWAL-2, 4-FWAL-3, 4-FWAL-4, or a 4-NET-AD module. The bracket mounts to the side of a 3-CHAS7.	1.2lb (0.54kg)
3-BTSEN	Battery sensor/distribution module.	2.0lb (0.9kg)
3-BTSEN-E	Remote battery cabinet interlace, temperature sensing. For EN54 applications.	1.0lb (0.45kg)
3-BATS	Battery Shelf for RCC Enclosures. Takes one chassis space. Room for up to one 65 AH or two 50 AH batteries.	3.9lb (1.8kg)
BC-1EQ	BC-1 - Seismic Battery hold down for BC-1. Supports up to two 40 Ahr batteries. Order BC-1 Separately.	2.1lb (1kg)
3-CABEQ	3-CAB - Seismic Battery hold-down for 3-CAB 7, 14 or 21. Supports two 1 2V batteries from 10 Ah up to 18 AH. Comes with EST3 Chassis hardening hardware and instructions. Order 3-CAB7, 3-CAB14 or 3-CAB21 separately. See Note 1.	2.5lb (1.1kg)
3-RCCEQ50	3-RCC series - Seismic Battery hold-down. Supports one set of two 50 Ah batteries. Comes with EST3 Chassis hardening hardware and instructions. Order 3-RCCxxR separately. See Note 1.	1.6lb (0.7kg)
3-RCCEQ65	3-RCC series cabinet - Seismic Battery hold-down. Supports one set of two 65 Ah batteries (one battery in bottom of cabinet, one battery mounted on 3-BATS). Order 3-RCCxxR cabinet and 3-BATS separately. See Note 1.	4.3lb (2kg)
4-TAMP	Tamper switch for 3-CAB7B, 3-CAB14B and 3-CAB21B cabinets with 4-CABXXD series doors. Mounts to side of cabinet.	0.45lb (0.2kg)
3-TAMPRCC	3-TAMPRCC Tamper Switch for RCC series cabinets. Mounts to side of cabinet.	0.5lb (0.2kg)
3-TAMP5	Tamper switch for 3-CAB5B. Mounts to side of cabinet.	0.3lb (0.1kg)
4-CABLUSBLG	Long USB 3.0 Cable w/ A and B connector Types	0.3lb (0.14kg)

The above enclosures and doors are fully listed to UL-864 and ULC-S527 standards.

Note 1: For earthquake anchorage, including detailed mounting weights and center of gravity detail, please refer to the Seismic Application Guide. Approval of panel anchorage to site structure may require local AHJ, structural, or civil engineer review.

Note 2: Unless otherwise specified, all SKUs may be used in EN54/UL/ULC applications.